






## ANNEXURE\_A


## Specification for furniture items for New Academic Building at VNIT Campus Nagpur



Sr. No.	Item	Specification	Qty	Basic Unit Price	Basic Total Amount	Image
<b>Lobby</b>						
1	<b>3 SEATER SOFA</b>	<p>Providing and Placing of 3 seated Velvetinefabric Sofa of Grade tube dia 44.4 mm. x 1.5mm thk. The seat/back mounting frame assy. shall holds the two side frames together. The mounting frames, 2nos shall be used to connect the side frames. The mounting frame shall be made of MS. E.R.W.tubedia 50.8x 31.5 mm thk. black painted. The seat /back shall be mounted on 40mm x 20mm x 2 mm thk M.S. rectangular tube which shall be welded on the beam of seat/back mounting frame. The seat/back assembly shall consists of 12mm thkplywood insert with Polyurethane foam having density= 45 Kg/m<sup>3</sup> and hardness of the P. U. foam= 18 to 22 kg on Hampden m/c for 25% compression of the foam. The complete moulded seat/back assembly shall be covered with a replaceable fabric upholstery cover. The dimensions of seat and back shall be: 545 mm. (W) x 467 mm. (D)x 125 mm. (T). The side frames shall be fitted with front and rear bottom shoes made of injection moulded polypropylene. The sofa shall be upholstered with stain repellent "Velvetine plus" fabric as a standard offering. The velvet fabric should be vacuum cleaned in order to remove dirt &amp; grit from the fabric surface. Upholstery covers made from Velvetine fabric should not be soap washed or dry cleaned. Overall Dimensions shall be Seat Height - 415 mm, Height - 745mm, Width &amp; Depth as measured from pedestal - Width-1830mm and Depth-775 mm.</p>	4			


2	<b>CENTER TABLE</b>	Providing and placing executive Center table overall dimensions is (W)1200mm x(D) 600mm x (H) 378mm. The whole body shall be Made with a combination of materials like MDF for the top and rubber wood for the understructure. The top shall be of MDF and tapered legs made of Rubber wood, both shall be in Lacquered in cappuccino shade. The table shall be having the load bearing capacity of 25 Kg.	2			
3	<b>SIDE TABLE</b>	Providing and placing executive corner table overall dimensions is (W)530mm x(D) 450mm x (H) 458mm. The whole body shall be Made with a combination of materials like MDF for the top and rubber wood for the understructure. The top shall be of MDF and tapered legs made of Rubber wood, both shall be in Lacquered in cappuccino shade. The table shall be having the load bearing capacity of 15 Kg.	4			


4	<b>PERIODICAL DISPLAY RACK WOODEN AND STEEL</b>	<p>Providing and placing magazine/Newspaper display unit having Overall Dimensions 978mm (W) x 400 mm (D) x 1890mm (H) It shall be constructed by assembling 3 nos. of of Steel Body With Retractable Tray + Fittings which shall be 290mm(W)x400mm(D)x1890mm(H). Rigid Knockdown construction. Prime quality CRCA steel shall be used panels from 0.8 mm thick and 4 nos. of Side panels shall be 27 mm thick prelaminated particle board (PLB) with laminate on both sides .Stackability shall be having add-on units stacked width wise to form a bank of racks having common side panel .5 Level Racks per unit . Display Tray suitable for magazines,periodicals. Aesthetically appealing metal tray at an angle for easy viewing . Receding facility to access the storage behind . Sliding on plastic rollers . Behind Storage shelving shall have 5 level behind storage shelf and uniformly distributed load capacity per each shelf is 35 Kg maximum . Finishing should be epoxy polyester powder coated of 50 microns thickness . Overall Dimensions of Skirting For Three Units shall be 867mm(W)x 397mm(D)x85mm(H).</p>	1			
---	---	--	---	--	--	---

5	<b>RECEPTION TABLE 3 ARC</b>	Providing and Placing Reception Table 3 Arc Top shall be of Rubberwood with clean Matt PU finish 18 mm thick , inside radius - 700 mm , outside radius - 1350 mm and depth - 650 mm . Cork shall be 18 mm thick of rubber . Glass shall be Frostered 10 mm thick diamond cut finishing on edges , inside radius shall be - 1202.5 mm , outside radius - 1402.5 mm and depth - 200 mm . The Modesty Panel shall be MS Perforated sheet below worksurface : 0.8 mm (thick) x 665 mm ( height) x 1345 mm (flat length ) . Above Worksurface : 0.8 mm (thick) x 260 mm (height) x 1345 mm (flat length) . The legs shall be of MS tube 1.6 mm thick with overall dimension is 1350mm x 650mm x 925mm & diameter 50.8 mm and height 604 mm	1			
---	--------------------------------------	---	---	--	--	---


6	<b>MB CHAIR</b>	<p>Providing and placing Mid Back moulded cushion chair having the seat and back shall be made up of 12 mm. thick hot-pressed plywood measured as per QA method and upholstered with fabric upholstery covers and moulded Polyurethane foam. The back foam shall be designed with contoured lumbar support for extra comfort. The seat shall be extra thick foam on front edge to give comfort to popliteal area. The dimensions of back shall be 475 mm(W) x 580 mm(H) and of seat shall be 470 mm (W) x 480 mm (D). The HR polyurethane foam shall be moulded with density= 45 kg/m<sup>3</sup> and hardness load 16 kgf as. per IS:7888 for 25% compression. The one-piece armrests shall be injection moulded from black Co.polymer Polypropylene. The mechanism shall be designed with 360° revolving type, Upright-position locking, Tilt tension adjustment, Seat/back tilting ratio of 1:3. The pneumatic height adjustment shall has an adjustment stroke of 120 mm. The bellow shall be 3 piece telescopic type and injection moulded in black Polypropylene. The pedestal shall be injection moulded in black 33% glass-filled Nylon-66 and fitted with 5 nos. twin wheel castors. The pedestal shall be 663 mm. pitch-center dia. (763 mm with castors). The twin wheel castors shall be injection moulded in Black Nylon. Overall Dimensions of Chair shall be Seat Height - min 425 mm to max 545 mm, Height - min855 mm to max 975 mm, Width &amp; Depth of Chair as measured from pedestal - Width-763 mm and Depth-763 mm. The chair shall be compliant with the BIFMA X7.1 standard with 3rd party certification.</p>	1			
---	-----------------	---	---	--	--	---

Faculty Room					
7	<b>MAIN TABLE WITH EXTENDED RETURN UNIT</b>	<p>Providing and placing Main Desk With Extended Return Unit in Oak/White size shall be 2055 (Width) mm x 1800 (Depth) mm x 750 (Height) mm . The main top shall be 1800 mm x 900 mm x 25 mm thick pre-laminated board with PVC edge binding The return unit shall be of 1800mm x 600 mm flushed with main table . Modesty panel 1200 mm x 300 mm x 15 mm thick PLB with PVC edge binding plus the drawer front shall also be 545 mm x 180 mm x 15 mm thick PLB with PVC edge binding . Slot for access flap 190 mm x 88 mm plus wire management pre-fitted sockets . The Understructure side frame shall be rectangular MS tube 98 mm x 12 mm with powder coated finish . The load bearing capacity of the shelf shall be 5 kg uniformly distributed load .</p>	117		
8	<b>STORAGE 887.5 MM HT</b>	<p>Providing and Placing of storage cabinet with Overall Dimensions of Sliding Door Storage unit shall be 1200mm(W)x450mm(D)x887.5mm(H) . The top shall be wooden top PLB(25 mm add in unit height ) . The Rigid Knock Down Construction , Back , Sides and Door shall be made from 0.7 mm high yield strength CRCA ,rest in 0.8 mm CRCA . CRCA - 'D' Grade as per IS-513 . Sliding door arrangement shall have sliding door with top hanging arrangement to prevent derailment . Each door shall be provided with 2 plastic roller having steel ball bearing for smooth movement of door &amp; less noise . Locking shall be 5 lever cam lock for safe locking . Handle shall be plastic flush &amp; recessed handle . Shelving shall have Height wise adjustable shelf mounting . Uniformly Distributed Load Capacity of the shelf is 40 Kg maximum .Sliding Door Storage unit shall have 2 no. of adjustable half shelves . Accessories optional shall be cradle with pipes for hanging instadexfiles . Leveler shall be screw type leveler with hex plastic base and overall finish shall be epoxy polyester coated to the thickness of 50 microns . For Sliding Door Storage unit - A4 size box file can be stored vertically on both the shelves .</p>	357		


9	<b>MB CHAIR FOR FACULTY</b>	<p>Providing and placing Mid Back chair with deat depth adjustment shall be having 1) seat assembly The Cushioned seat is made of Injection molded Plastic outer &amp; inner. Plastic Inner is upholstered with stitched cover and moulded High Resilience Polyurethane foam of Density 45 kg/m<sup>3</sup>, and hardness load 16 as per IS:7888 for 25% compression. The stitched cover is made from spacer fabric and leatherette. *Seat SIZE : 470mm. (W) x 480mm. (D) 2) back assembly: The Cushioned back is made of PU Foam with insitu molded MS E.R.W Round Tube of size 19mm x 1.6mm. It upholstered with spacer fabric and leatherette. mid back size : 450 mm. (W) x 605 mm. (D) 3) ARMRESTS : The armrest top is moulded from polyurethane (PU) and mounted on to a drop lift adjustable type tubular armrest support made of 38.1mm x 2mm thk MS E.R.W tube. The armrest height adjustable up to 65mm in 5 steps. The Armrest structure is powder coated (DFT 40-60 micron). 4) Active Bio-SynchroMechanism : The adjustable tilting mechanism is designed with the following features: • 360° revolving type. • Front-pivot for tilt with feet resting on ground and continuous lumbar support ensuring more comfort. • Tilt tension adjustment can be operated in seating position. • 5-position Tilt limiter giving option of variable tilt angle to the chair. • Seat/back tilting ratio of 1: 2 • The mechanism housing is made up of HPDC Aluminium black powder coated. 5) Seat depth adjustment : Seat depth adjustment is integrated in the seat through a sliding mechanism. Seat depth adjustment range is of 60mm. 6) Adjustable back support : Back Frame is connected to the Up/Dn mechanism housed in Plastic T spine. It can be adjusted in the range of 74.2mm for the comfortable back support to suit individual need. 7) Pneumatic Ht. Adjustment: The pneumatic ht adjustment has an adjustment stroke of 100mm. 8) The pedestal shall be made of die-cast polished aluminium. it shall be fitted with 5 nos twin wheel castor. The size of the pedestal shall be 65.0 +/- 0.5 cm pitch-centre-dia (75.0 +/- 1.0 cm with castors). The twin wheel castors shall be injection moulded in black polypropylene. The overall size of the chair shall be 761mmW x 761 mm D x 986-1161mmHt.. x 444-544 mm Seat Ht.</p>	117			
---	-----------------------------	--	-----	--	--	---

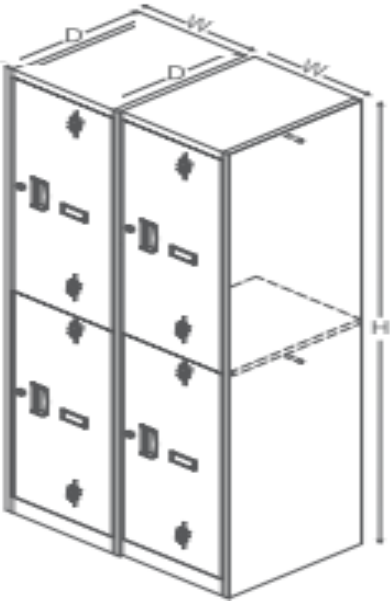
10	<b>VISITOR CHAIR WITH 4 LEGGED (COLOR-BLACK)</b>	<p>VISITERS CHAIRS with 4 legged - : Providing and fixing Visitor chairs with Back Rest:- Back type - Mid Back, Seat to Backrest Height - 510mm, Backrest Height - 630mm, Backrest Width - 490mm, Backrest Construction - Ply+Foam, Finish - Fabric, Seat to Back rest height complies with BIFMA Section no 7.5.1 Table 21 , Backrest width complies with BIFMA Section no 7.5.2 Table 21, Backrest is made out of 12 mm multilayer BWP ply. PU foam of 50 mm thickness</p> <p>Seat Rest- Width Excluding Arms - 455mm, Depth including of Waterfall edge - 470mm, Min Seat Height - 460mm, Max Seat Height - 460mm, Finish - Fabric, Seat depth complies with BIFMA Section 7.2 Table 21, Seat width complies with BIFMA Section 7.3 Table 21, Seat Height Adjustment complies with EN1335 -1: 2000 Type A</p> <p>Seat Foam:- Made out of High resilience foam with the following properties, Density 58-61 Kg/m, (IFD) Indentation: Force Deflection 25% 21.5 Kgf/cm, Tensile strength 2.0 Kgf/cm, Tear strength 1.0 Kgf/cm, Resilience 60%</p> <p>TUBULAR FRAME: The tubular frame is 4 legged type &amp; made of Dia.2.54cm.(1")x 14 BG M.S. E.R.W. tube and black powder coated.</p> <p>Armrests:- Armrest Option - Fixed, Armrest Height from the seat - 175mm, Armrest Width excluding Armpads - 55mm, Arm pad length - 320mm, Arm pad finish - PP, The above Arm rests comply with ANSI BIFMA X 5.1 -2002 Clause 13.4</p> <p>Upholstery:- Available in Fabric &amp; Leatherette options</p> <p>Delta Range Fabric:- Content: 100% Polyester, Abrasion: 80,000, Flammability: BS EN 1021-1 1994 (Cigarette), BS 7176:1995 (Low Hazard),</p>	351			
----	--	---	-----	--	--	---




Scholar Area						
11	<p><b>PH.D. SCHOLAR WORKSTATION 1200 X 600 ( 6 SEATER MODULE BACK TO BACK 3600 X 1200)</b></p>	<p>Providing and placing BIFMA Level 2 certified panel based modular workstation of thickness 52.4mm and height 1200mm of size 1200 X 600mm, comprises of Vertical and horizontal extrusion made up of aluminium extrusion having material AL96063-T6 and have average wall thickness of 1.2 mm, Coated with average 50 to 60 micron thickness of epoxy powder coating. The blocks and metal frame are held together by verticals at both ends of the panel and horizontals between each block and tile. Horizontal extrusions provides slot for mounting accessories on screens and Holding members for fixing top trim and end trim. Panel comprises of Top &amp; Bottom Tile and 2 nos of block in between. It is supported by panel legs which are fabricated by CO2 welded MS Tube of section 38 mm x 25 mm (IS: 7138 ERW Tube, 38 mm x 25 mm x 16bg) with the base plate of the MS of 35x22x5mm IS: 2062, 5 mm HR) over which an M8 Leveler is fitted and Coated with average 50 to 60 micron thickness of epoxy powder coating. Height adjustability upto +50 mm provided by leveler. There shall be 8 mm glass screen between two workstations (i.e. between two users). The block for 52.4 mm panel's thickness comprises of 38mm thick paper honeycomb, plus 3mm MDF on each sides and 0.6mm decorative laminate or fabric on both sides.</p> <p>Top Tiles for 52.4 mm thick panel - Top tiles can be offered in variety of combinations. These tiles are slid in to the panels from top before fixing the top horizontal extrusion. These tiles are supported from top &amp; bottom side with clips made from PP co polymer fitted in horizontal extrusion. Split Top Tiles for 52.4 mm thick panel - These are used for offering two different types of finish in single panels. Split tiles are possible in Fabric Tackable, Whiteboard, Laminated and Powder coated metal tiles. Glass tiles 4 mm thick toughened clear glass</p>	66			


		<p>is fitted onto both sides of the panel using split horizontal and vertical stiffeners made from 0.6 mm powder coated CRCA steel Grade D as per IS: 513. Bottom Tiles for 52.4 mm thick panel - Bottom tiles made up of metal are press fitted on to the assembly frame of the panel with the help of snap on clips made of nylon-66 and support clips made from PP co polymer. Wish offers simplified wire management to provide neat and clutter free worksurface. Entry of wires through slots in the assembly bottom frame. Press fitted tiles for easy access and serviceability of internal wiring. Concealed conduit in the block for vertical passage of wires and Switches can be mounted on bottom tiles or on Block as per customer requirement at certain locations.</p> <p>Pedestal - 3 drawer pedestal unit (box + box + file) of over all size 646H X 390W X 435D mm made out 0.8mm thk CRCA for body shell, drawer tray, front &amp; rear side stiffener. Top &amp; bottom stiffener of 1.2mm thk. All slides with double extension precision ball slide. Drawers to be without handles for clean finish. For drawer pulling, side wise tapered recess provided in shell behind drawer fronts. 10 lever cam lock &amp; central locking with actuator &amp; lock channel mechanism. Metal finish to be in epoxy polyester powder coated with 40 to 50 microns.</p> <p>Keyboard pull out tray - Plastic tray made up of ABS attached to worktop with single extension ball slide.</p> <p>CPU trolley - Base tray to be made up of 1mm thk MS CRCA steel and side support to be made up of 0.8 mm thk. MS CRCA sheet.</p>				
--	--	--	--	--	--	--

12	<b>MB CHAIR FOR PH.D. SCHOLAR</b>	<p>The seat and back shall be made from 12mm thk. hot pressed plywood measured as per QA method and shall be upholstered with fabric and moulded Polyurethane foam together with seat and back covers. The back foam shall be designed with contoured lumbar support for extra comfort. The dimensions of seat shall be 450mm(W) x 420mm.(D) and of back shall be 400mm(W) x 470mm.(H). The seat and back covers shall be injection moulded in black Co-polymer Polypropylene. The HR polyurethane foam shall be moulded with density.=45 kg/m<sup>3</sup> and hardness load 16 kgf as per IS:7888.for 25% compression. The one-piece armrests are injection moulded from black Nylon. The armrests are fitted to the seat with armrest connecting brackets made of 5mm. thk. HR steel. The permanent contact mechanism shall be designed with 360° revolving type, 14° maximum back tilt only, Upright position locking, Tilt tension adjustment. The pneumatic height adjustment shall has an adjustment stroke of 110 mm. The bellow shall be 3 piece telescopic type and injection moulded in black Polypropylene. The pedestal shall be injection moulded in black 30% glass-filled Nylon and fitted with 5 nos. twin wheel castors. The pedestal shall be 620 mm. pitch-centre dia. (720 mm with castors). The twin wheel castors shall be injection moulded in Black Nylon. Overall Dimensions of Chair shall be Seat Height - min 430 to max 540mm, Height - min 875 mm to max 985 mm, Width &amp; Depth of Chair as measured from pedestal - Width-710 mm and Depth-710 mm.</p>	396			
----	-----------------------------------	--	-----	--	--	---


13	<b>PERSONAL LOCKER UNIT W/O LOCK</b>	<p>Providing and placing 2 - Door PLU + Lkr (Base + 1 Addon) shall be Base of 380mm(W)x450mm(D)x1830mm(H) and addon of 380mm(W)x450mm(D)x1830mm(H) .</p> <p>Stackability shall have add - on units that can be stacked width wise to form bank of lockers having common side panel. Locking shall have of hasp arrangement . Material shall be CRCA 0.6 mm thickness . Construction shall be Rigid Knockdown construction , shelf shall be uniformly distributed load capacity per each shelf level is 35 Kg maximum . Finish shall be epoxy polyester powder coated to the thickness of 50 microns . Handle/Label holder shall be Aesthetically appealing Snap fit ABS plastic handle . Ventilation shall be attractive punched pattern for ventilation .</p> <p>1 Hanging rod in both compartment .</p>	198			
----	--------------------------------------	---	-----	--	--	---


<b>Seminar Hall (Large)</b>					
---------------------------------	--	--	--	--	--

14	<b>CHAIR WITH DESKLET</b>	<p>Providing and placing Desklet Chair shall be having the1) seat / back: The seat sub-assembly is made up of 12mm thk Plywood measured as per QA method, upholstered with moulded foam and polyester fabric and covered with an injection-moulded polypropylene outer cover. The seat can tip-up when not in use and this feature can be used while, cking the chairs horizontally. The back sub-assembly is made up of injection-moulded, inner upholstered with moulded foam and polyester fabric and covered with an injection-moulded polypropylene outer cover. The contoured back with width extension at the bottom area is designed to give comfort to lower back. The back flexing features allows the back to tilt by 9° to aid the user in adopting a comfortable reclining posture. Both these sub-assemblies are fixed to the tubular structure. *back size: 45 2 mm (W) X 446mm (H) *seat size: ,470mm (W) X 500mm (D) . 2) Tubular frame structure: The powder-coated 4 leg structure is made of 22 mm dia x 2.5 mm thk M.S. E.R.W. Tube front and rear leg welded along with connecting tube made of 19 mm dia x 2 mm A1 thk` M.S. E.R.W. Tube to form the tubular frame assembly. The legs are provided with injection-moulded adopter bush in black Nylon and brake-loaded castors enabling easy maneuvering while not in use and stable sitting while in use. The chairs can be stacked horizontally when not in use. 3) High Resilience (HR) Polyurethane foam: The HR polyurethane foam is moulded with density = 70kg/m3 and Hardness load for Seat 16 kgf and Hardness load for back 12 kgf as per IS:7888 for 25% compression.</p>	1560			
----	-------------------------------	---	------	--	--	---


		<p>4) Armrests : The armrest structure is made up of 22 mm dia x 2.5 mm thk M.S. E.R.W. Tube welded to the Tubular Frame structure and having a scratch-resistant ABS Arm top.</p> <p>5) Full desklet: The Full Desklet assembly is Flip-up type and is made up of extension tube of 19mm dia x 2mm thk M.S. E.R.W. Tube and a support tube on L.H. side of 16mm dia x 2mm thk M.S. E.R.W. Tube on which an scratch resistant ABS desklet top is fixed and covered on bottom side with a bottom cover.</p> <p>6) Brake-loaded castors: The brake-loaded castors are assembled to the chair legs, to give a free movement for maneuvering the chair when not in use and it will brake the movement when load is applied (while in use) to give a stable feel. The twin wheel castors are injection molded in black Polypropylene.</p> <p>The overall size of the chair shall be width 665 mm, Depth 840mm, Height 890 mm and seat height 475 mm (in loaded condition).</p>				
15	<b>MAIN DESK 3 FOR DIAS</b>	<p>Free standing Main Desk - 3 size shall be 2400 Width x 800 Depth x 750 Height. The Top shall be Laminated 36 mm thick with 2 mm lipping all around . The 36 mm top shall comprise of 18 mm PLT + 18 mm PLB Baton . Understructure shall be MS Frame of Rec. Tube 40 x 20 x 1.6 thick with CRMS 3 thick Plates for bolting the leg . Legs shall be MS ERW round tube of dia. 50 x 1.6 mm thick. Modesty &amp; Side Panel shall be of Perforated MS sheet of 0.9 mm thick</p>	25			


Seminar Hall (Small)					
----------------------	--	--	--	--	--


16	<p><b>FIXED SEMINAR HALL SEATER FRONT MODULE</b></p>	<p>Providing and placing 3Seater Front type top unit of size shall be 2044 Width mm x 698.5 Depth mm x 890 Height mm . The Understructure shall be made with steel ERW tube section of size 80 x 40 x 2.5 mm thick with powder coat finish . Understructure shall consist of two welded leg assemblies connected by means of welded seat aide tube assy and welded desk side tube assy on both sides . Sturdy anchoring by anchor bolts on to base of 10 mm thick plate for proper resting of structure . Plastic clad &amp; shoe main clad made of glass filled 30 % nylon -6 for covering anchor bolts . The side clads shall be two made of 35 mm thick PLT with 2 mm thick PVC lipping . Desk side clad made of 18 mm thick PLT &amp; seat side clad &amp; connecting clad made of 25 mm thick PLT . The Desklet shall have an opening and closing mechanism by means of desk slider and slider sleeve made of 30 % glass filled nylon - 6 . Desk compromises of PLT desk with aluminium section anodized finish on to sides and TPE rubber on to aluminium section outer side for cushioning effect for desk opening closing . Desk made of 18 mm thick PLT fixed with aluminium extrusion on to sides for desk opening closing . The seat shall have self closing mechanism which will operate by means of spring . Seat Understructure is a combination of welded fabricated structure made of 19 x 2 mm thick ERW tube with powder coat finish which is covered by 0.8 mm thick sheetmetal cover and opholsted inside &amp;leatherite cover . The Wire Carrier shall be made of 0.8 mm thick sheet metal for holding wire passings . The switch box shall be made of 1.2 mm thick sheet metal plate mounting suitable for anchor roma plates . The Front Clad Mounting shall be made up of 18 mm thick PLT with sheet metal cover and bracket for holding on to top and mounting box for holding of clad with seat side clad .</p>	6			
----	--	--	---	--	--	---


17	<b>FIXED SEMINAR HALL SEATER MIDDLE MODULE</b>	<p>Providing and placing 3 SeaterMidtype unit having desk at one end and seat on the other size shall be 2044 Width mm x 1080 Depth mm x 890 Height mm . The Understructure shall be made with steel ERW tube section of size 80 x 40 x 2.5 mm thick with powder coat finish . Understructure shall consist of two welded leg assemblies connected by means of welded seat aide tube assy and welded desk side tube assy on both sides . Sturdy anchoring by anchor bolts on to base of 10 mm thick plate for proper resting of structure . Plastic clad &amp; shoe main clad made of glass filled 30 % nylon -6 for covering anchor bolts . The side clads shall be two made of 35 mm thick PLT with 2 mm thick PVC lipping . Desk side clad made of 18 mm thick PLT &amp; seat side clad &amp; connecting clad made of 25 mm thick PLT . The Desklet shall have an opening and closing mechanism by means of desk slider and slider sleeve made of 30 % glass filled nylon - 6 . Desk compromises of PLT desk with aluminium section anodized finish on to sides and TPE rubber on to aluminium section outer side for cushioning effect for desk opening closing . Desk made of 18 mm thick PLT fixed with aluminium extrusion on to sides for desk opening closing . The seat shall have self closing mechanism which will operate by means of spring . Seat Understructure is a combination of welded fabricated structure made of 19 x 2 mm thick ERW tube with powder coat finish which is covered by 0.8 mm thick sheetmetal cover and Upholsted inside &amp;leatheritecover . The Wire Carrier shall be made of 0.8 mm thick sheet metal for holding wire passings . The switch box shall be made of 1.2 mm thick sheet metal plate mounting suitable for anchor roma plates . The Front Clad Mounting shall be made up of 18 mm thick PLT with sheet metal cover and bracket for holding on to top and mounting box for holding of clad with seat side clad .</p>	48			
----	--	---	----	--	--	---




18	<b>FIXED SEMINAR HALL SEATER REAR MODULE</b>	<p>Providing and placing 3 Seater rear type unit having size shall be 2044 Width mm x 751 Depth mm x 890 Height mm . The Understructure shall be made with steel ERW tube section of size 80 x 40 x 2.5 mm thick with powder coat finish . Understructure shall consist of two welded leg assemblies connected by means of welded seat aide tube assy and welded desk side tube assy on both sides . Sturdy anchoring by anchor bolts on to base of 10 mm thick plate for proper resting of structure . Plastic clad &amp; shoe main clad made of glass filled 30 % nylon -6 for covering anchor bolts . The side clads shall be two made of 35 mm thick PLT with 2 mm thick PVC lipping . Desk side clad made of 18 mm thick PLT &amp; seat side clad &amp; connecting clad made of 25 mm thick PLT . The Desklet shall have an opening and closing mechanism by means of desk slider and slider sleeve made of 30 % glass filled nylon - 6 . Desk compromises of PLT desk with aluminium section anodized finish on to sides and TPE rubber on to aluminium section outer side for cushioning effect for desk opening closing . Desk made of 18 mm thick PLT fixed with aluminium extrusion on to sides for desk opening closing . The seat shall have self closing mechanism which will operate by means of spring . Seat Understructure is a combination of welded fabricated structure made of 19 x 2 mm thick ERW tube with powder coat finish which is covered by 0.8 mm thick sheetmetal cover and upholsted inside &amp;leatheritecover . The Wire Carrier shall be made of 0.8 mm thick sheet metal for holding wire passings . The switch box shall be made of 1.2 mm thick sheet metal plate mounting suitable for anchor roma plates . The Front Clad Mounting shall be made up of 18 mm thick PLT with sheet metal cover and bracket for holding on to top and mounting box for holding of clad with seat side clad .</p>	6			
----	--	---	---	--	--	---



Meeting Room					
19	<b>MODULAR CONFERENCE TABLE 40 SEATER</b>	<p>Providing and placing The modular conference table of overall size 10650 mm x 3900mm the top depth shall be 600 mm and shall be of Laminate finish having 25 mm thick base material shall be 25 mm MDF board plus Post - laminated work surface with 0.6 mm laminate on top and on bottom also 2 mm thick PVC edge banding on straight edges . The conference table shall be of knockdown construction and made of combination of 1350mmW x 600 mm D Rectangular unit and 600mmW x 600mm D curve corner unit. The Squeeze Leg Assembly shall be nickel chrome plated made from Dia 50.8 x 1.6 mm thick MS ERW tube . Leg Assembled together with a plastic glide at bottom and a powder coated leg connector made from aluminium alloy at top . Cross Member and connectors shall be powder coated cross member made from 1.5 mm thick aluminium extrusion fixed with work surface by plastic moulded table support connector . Powder coated connectors made from Aluminium alloy fixed at both ends of cross members . Squeeze Leg Assembly and connectors are assembled together to strengthen complete understructure . Laminate Modesty shall be 18 mm thick base material shall be 16 mm Plain particle board . Post - Laminated with 0.6 mm Top laminate on either side also there shall be 2 mm thick PVC edge banding of matching colour on outer edges of modesty . Work surface and Modesty are assembled together with powder coated Modesty bracket made from 2 mm thick MS sheet . Metal Perforated Modesty shall be 18 mm thick Powder coated metal perforated modesty with stiffener made from 0.8 mm thick MS sheet . Work surface and Modesty are assembled together with powder coated Modesty bracket made from 2 mm thick MS sheet . The Access Flap and Switch Mounting Tray shall be made from Matt silver anodized aluminium extrusion and plastic moulded components to facilitate access of electrical/ data /voice sockets access from top . Powder coated switch mounting tray made from 0.8 mm and 1.5 mm MS sheet .Switches to be mounted on tray as per requirement</p>	01		


20	<p><b>MODULAR CONFERENCE TABLE 20 SEATER</b></p>	<p>Providing and placing The modular conference table of overall size 6000 mm x 2550mm the top depth shall be 600 mm and shall be of Laminate finish having 25 mm thick base material shall be 25 mm MDF board plus Post - laminated work surface with 0.6 mm laminate on top and on bottom also 2 mm thick PVC edge banding on straight edges . The conference table shall be of knockdown construction and made of combination of 1350mmW x 600 mm D Rectangular unit and 600mmW x 600mm D curve corner unit. The Squeeze Leg Assembly shall be nickel chrome plated made from Dia 50.8 x 1.6 mm thick MS ERW tube . Leg Assembled together with a plastic glide at bottom and a powder coated leg connector made from aluminium alloy at top . Cross Member and connectors shall be powder coated cross member made from 1.5 mm thick aluminium extrusion fixed with work surface by plastic moulded table support connector . Powder coated connectors made from Aluminium alloy fixed at both ends of cross members . Squeeze Leg Assembly and connectors are assembled together to strengthen complete understructure . Laminate Modesty shall be 18 mm thick base material shall be 16 mm Plain particle board . Post - Laminated with 0.6 mm Top laminate on either side also there shall be 2 mm thick PVC edge banding of matching colour on outer edges of modesty . Work surface and Modesty are assembled together with powder coated Modesty bracket made from 2 mm thick MS sheet . Metal Perforated Modesty shall be 18 mm thick Powder coated metal perforated modesty with stiffener made from 0.8 mm thick MS sheet . Work surface and Modesty are assembled together with powder coated Modesty bracket made from 2 mm thick MS sheet . The Access Flap and Switch Mounting Tray shall be made from Matt silver anodized aluminium extrusion and plastic moulded components to facilitate access of electrical/ data /voice sockets access from top . Powder coated switch mounting tray made from 0.8 mm and 1.5 mm MS sheet .Switches to be mounted on tray as per requirement</p>	01			
----	--	--	----	--	--	---

21	<b>HB CHAIR FOR DIGNITARY</b>	<p>Providing and placing Executive Revolving Chair High Back size: 518 mm. (W) x 752 mm. (H) &amp; Seat size : 490 mm. (W) x 514 mm. (D). Seat/ Back assembly shall be made up of 12mm thick hot pressed plywood upholstered with synthetic leather over moulded High Resilience Polyurethane foam. HR polyurethane foam is moulded with density =55kg/m<sup>3</sup> and hardness 16 kgf as per IS:7888 for 25% compression Armrest shall be adjustable and designed with the following features :a) Up-Down adjustment- 8 steps (80mm range)b) Height adjustable armrest structure which is chrome plated &amp; fitted with an armrest top.c)Fixed Armrest Top is PU moulded over metal insert.d) Front pivot synchro mechanism - features. 360° revolving type. Single point control. Front-pivot for tilt with feet resting on ground ensuring more comfort. Tilt tension adjustment. 4-position locking with anti-shock feature. Seat/back tilting ratio of 1:2. Back can be adjusted in 5 positions by manually &amp; Back height adjustability is applicable for High back , Stroke of height adjustable spine is 7 cm. The pedestal shall be High Pressure Die cast polished Aluminium and fitted with 5 nos. twin wheel castors. The pedestal shall be 650mm. pitch-centre dia.(750 mm. With castors.) The tubular frame is powder coated. Overall dimension shall be (W)675 mm- (D) 675 mm*(H) 1025 -1190 mm, seat height 450 mm - 550 mm. SLIDING SEAT MECHANISM : Seat can be slide horizontally as per user convenience. Stroke of seat slide shall be 50 mm.</p>	9			
----	-------------------------------	---	---	--	--	---

22	<b>MB CHAIR</b>	<p>Providing and placing Executive Revolving Chair High Back size: 516 mm. (W) x 657 mm. (H) &amp; Seat size : 490mm. (W) x 514 mm. (D). Seat/ Back assembly shall be made up of 12mm thick hot pressed plywood upholstered with synthetic leather over moulded High Resilience Polyurethane foam. HR polyurethane foam is moulded with density =55 kg/m<sup>3</sup> and hardness 16 kgf as per IS:7888 for 25% compression Armrest shall be adjustable and designed with the following features :</p> <p>a) Up-Down adjustment- 8 steps (80mm range)  b) Height adjustable armrest structure which is chrome plated &amp; fitted with an armrest top.  c)Fixed Armrest Top is PU moulded over metal insert.  d) Front pivot synchro mechanism - features. 360° revolving type. Single point control. Front-pivot for tilt with feet resting on ground ensuring more comfort. Tilt tension adjustment. 4-position locking with anti-shock feature. Seat/back tilting ratio of 1:2. Back can be adjusted in 5 positions by manually &amp; Back height adjustability is applicable for High back , Stroke of height adjustable spine is 7 cm. The pedestal shall be High Pressure Die cast polished Aluminium and fitted with 5 nos. twin wheel castors. The pedestal shall be 650mm. pitch-centre dia.(750mm. With castors.) The tubular frame is powder coated. Overall dimension shall be (W)675 MM- (D) 675 MM*(H) 920 - 1100 MM, seat height 450mm - 550 mm. Sliding seat mechanism : Seat can be slide horizontaly as per user convienience. Stroke of seat slide is 50mm.</p>	60			
----	-----------------	--	----	--	--	--

23	<b>VISITOR CHAIR 4 LEGGED (COLOR-BLACK)</b>	<p>Visitors chairs with 4 legged - : Providing and fixing Visitor chairs with Back Rest:- Back type - Mid Back, Seat to Backrest Height - 510mm, Backrest Height - 630mm, Backrest Width - 490mm, Backrest Construction - Ply+Foam, Finish - Fabric, Seat to Back rest height complies with BIFMA Section no 7.5.1 Table 21 , Backrest width complies with BIFMA Section no 7.5.2 Table 21, Backrest is made out of 12 mm multilayer BWP ply. PU foam of 50 mm thicknessSeat Rest- Width Excluding Arms - 455mm, Depth including of Waterfall edge - 470mm, Min Seat Height - 460mm, Max Seat Height - 460mm, Finish - Fabric, Seat depth complies with BIFMA Section 7.2 Table 21, Seat width complies with BIFMA Section 7.3 Table 21, Seat Height Adjustment complies with EN1335 -1: 2000 Type ASeat Foam:- Made out of High resilience foam with the following properties, Density 58-61 Kg/m, (IFD) Indentation: Force Deflection 25% 21.5 Kgf/cm, Tensile strength 2.0 Kgf/cm, Tear strength 1.0 Kgf/cm, Resilience 60% TUBULAR FRAME: The tubular frame is 4 legged type &amp; made of Dia.2.54cm.(1")x 14 BG M.S. E.R.W. tube and black powder coated.Armrests:- Armrest Option - Fixed, Armrest Height from the seat - 175mm, Armrest Width excluding Armpads - 55mm, Arm pad length - 320mm, Arm pad finish - PP, The above Arm rests comply with ANSI BIFMA X 5.1 -2002 Clause 13.4 Upholstery:- Available in Fabric &amp; Leatherette optionsDelta Range Fabric:- Content: 100% Polyester, Abrasion: 80,000, Flammability: BS EN 1021-1 1994 (Cigarette), BS 7176:1995 (Low Hazard),</p>	75			
----	---	---	----	--	--	---

Canteen					
24	<b>CANTEEN TABLE</b>	Supply and installation of Canteen Tables for 900 Dia Table:-Understructure :- 3 pronged understructure mounted a vertical pipe support is used for 900 dia table top. The pitch centredia for the prong is 700mm. The prongs are made of 2mm thick SS 202. The prongs are connected to a vertical pipe. The pipe is of 75mm dia and is made of 2mm thick SS 202. The height of the pipe is 563mm. The vertical pipe is connected to the table top with a help of the plate. The plate is 2mm thick CRCA powder coated to 40-50 microns and has a dia of 400mm. the height of the plate is 20mm. the complete understructure is supported by levelers of 19mm made of Nylon M8 threads. The dia of the Nylon leveler is 75mm. Table Top :- The table top can be either 25mm thick membrane as per the requirement.	4		
25	<b>CANTEEN CHAIR</b>	Providing and fixing Canteen Chairs with Back Rest- The back type is with Back rest with a height of 410 mm and back width of 400mm Max. The entire seat and back is a single moulded bend ply with laminate coating available in Cherry Red, Blueberry Blue, Lemon yellow and Citrus Pale Green. Seat- The seat height is 465 mm with a depth of 425 mm. The entire seat and back is a single Moulded bend ply with laminate on both sides. Understructure- The understructure is made of MS pipe with a DIA of 19*2 having a powder coated silver finish which is ROHS certified. The overall height of the chair is 875 mm with a max width is 469 mm. Special Feature- Designed to hold straps and hand bags, Designed bushes to help correct stackability and damping of shocks, I Design award winning chair	24		

Library						
26	<b>BOOK RACK WOOD AND STEEL SINGLE SIDE</b>	<p>Overall Dimensions of Single Sided Wood &amp; Steel Book Rack Base Unit shall be 900mm(W)x300mm(D)x1890mm(H). Rigid Knockdown construction . Back panel up to the bottom of third rack for additional rigidity . Racks, Back panel &amp; Skirting : CRCA 0.8 mm thickness . Side panels : 25 mm thick pre laminated particle board (PLB) with laminate on both sides . Stackability shall have add-on units width wise to form a bank of racks having common side panel . Bottom plus four fixed racks plus five storage levels . Each rack is provided with stiffener at bottom for strength . Uniformly distributed load capacity per each full shelf is 80 Kg maximum . Rack back stiffener shall be there at the rear side of the racks back stiffeners are provided . These are to support books on the rear side . Label Holder on each main unit to insert labels for identification . Finish shall be Epoxy polyester powder coated to the thickness of 50 microns .</p>	5			




27	<b>PERIODICAL DISPLAY RACK</b>	<p>Providing and placing magazine/Newspaper display unit having Overall Dimensions 978mm W x 400 mm D x 1890mm Ht. It shall be constructed by assembling 3 nos. of of Steel Body With Retractable Tray + Fittings which shall be 290mm(W)x400mm(D)x1890mm(H). Rigid Knockdown construction. Prime quality CRCA steel shall be used panels from 0.8 mm thick and 4 nos. of Side panels shall be 27 mm thick prelaminated particle board (PLB) with laminate on both sides .Stackability shall be having add-on units stacked width wise to form a bank of racks having common side panel .5 Level Racks per unit . Display Tray suitable for magazines,penodicials. Aesthetically appealing metal tray at an angle for easy viewing . Receding facility to access the storage behind . Sliding on plastic rollers . Behind Storage shelving shall have 5 level behind storage shelf and uniformly distributed load capacity per each shelf is 35 Kg maximum . Finish should be epoxy polyester powder coated to the thickness of 50 microns . Overall Dimensions of Skirting For Three Units shall be 867mm(W)x 397mm(D)x85mm(H).</p>	2		
----	--------------------------------	--	---	--	--



28	<b>4 DOOR BOOK CASE</b>	<p>Providing and placing 4 Door Book Case shall be having the configuration of 914mm(W)x320mm(D)x1742mm(H). The unique design provides the right rigidity to the Top hinged doors , which shall facilitate easy use. The Book Case shall be made from prime quality CRCA steel with anti rusting treatment. It shall have a Rigid Knock Down Construction. The Top Pannel, Back Pannel and Side Pannel are made from 0.7mm high yield CRCA and other components from 0.8mm CRCA. Each door shall have a 6 Lever Cam Lock with Common Key. 3mm thick glass should be used in each door for clear inside vision which shall be secured in a metal frame through a rubber gasket. Scissor Mechanism should be provided in each door for receding inside the top of every compartment and it shall ensure parallel and smooth movement. Each door should be provided with plastic side end caps as handle which is easy to grip. Each compartment shall have a storage shelf with a UDL capacity of max 80 Kg. The 2 Door Book Case shall have 18mm PLB Top straight edge with PVC lipping. The finishing shall include Epoxy powder coated to the thickness of 50 microns</p>	1		
----	-------------------------	--	---	--	--




29	<b>READING TABLE</b>	<p>Providing and placing Desk based modular workstation with System ht - 1200 mm in 4 seater module of overall size 1800mm W x 1200mm D End to end screens: 23 mm thk screens framed single block/double block om the shared conditions and double block/3 block for aisle screens. The respective finishes for the screens shall be fab/fabric magnetic/white board/laminated/glass/lexan. Understructure: Comprising of metal powder coated cross connectors between legs, legs made up of metal powder coated finish and the entire assembly is fixed to the worktop with the help of ABS plastic spacers 20 mm high which gives the floating look to the w/s module. The shared legs used in the entire system shall be fabricated by CO2 welded MS Tube of section 50.8mm x 50.8mm x 1.2mm thk (as per IS: 7138 ERW) with the base of the MS tube shall be fitted with a glide plate of 47x47x5mm (IS:2062 5MM HR) over which an M8 Leveler is fitted, which allows for adjustment of the height by 50mm. Shared leg brackets shall be made from MS (IS: 513-1994, 2.5MM CRMS). It shall be welded on top side of shared leg for fixing two tops in shared condition. These are the supporting members which span across the leg assemblies and form the understructure of workstation. These shall be fabricated by CO2 welded MS tube of section 50.8mm x 50.8mm x 1.2mm thick (as per IS: 7138 ERW) with two 100 x 55 x 5mm L-shaped connector brackets (IS: 2062 5mm HR) on either ends, which will have countersunk holes and oblong slots (2nos each). Worksurface - out of 25 mm thkprelam particle board with flat pvc lipping edge banding of size 900 mm w x 600 mm d.</p>	9			
----	----------------------	---	---	--	--	---

30 **READING CHAIR WITH ARMS**

Providing and placing the arm chair having the 1) Seat / back: The seat sub-assembly is made up of 12mm thk Plywood measured as per QA method , upholstered with moulded foam and polyester fabric and covered with an injection-moulded polypropylene outer cover. The seat can tip-up when not in use and this feature can be used while, cking the chairs horizontally. The back sub-assembly is made up of injection-moulded, inner upholstered with moulded foam and polyester fabric and covered with an injection-moulded polypropylene outer cover. The contoured back with width extension at the bottom area is designed to give comfort to lower back. The back flexing features allows the back to tilt by 9° to aid the user in adopting a comfortable reclining posture. Both these sub-assemblies are fixed to the tubular structure. \*Back size: 452mm (W) X 446 mm (H) \*Seat size: ,470mm (W) X 500mm (D) 2) Tubular Frame structure: The powder-coated 4 leg structure is made of 22mm dia x 2.5mm thk M.S. E.R.W. Tube front and rear leg welded along with connecting tube made of 19mm dia x 0.2 cA1 thk` M.S. E.R.W. Tube to form the tubular frame assembly. The legs are provided with injection-moulded adopter bush in black Nylon and brake-loaded castors enabling easy maneuvering while not in use and stable sitting while in use. The chairs can be stacked horizontally when not in use. 3) High Resilience (HR) Polyurethane foam: The HR polyurethane foam is moulded with density = 70 kg/m3 and Hardness load for Seat 16 kgf and Hardness load for back 12 kgf as per IS:7888 for 25% compression. 4) Armrests : The armrest structure is made up of 22mm dia x 2.5 mm thk M.S. E.R.W. Tube welded to the Tubular Frame structure and having a scratch-resistant ABS Arm top. 6) Brake-loaded castors: The brake-loaded castors are assembled to the chair legs, to give a free movement for maneuvering the chair when not in use and it will brake the movement when load is applied (while in use) to give a stable feel. The twin wheel castors are injection molded in black Polypropylene. The overall size of the chair shall be width 644 mm, Depth 645 mm, Height 890 mm and seat height 475 mm.

36



31	<b>SLIDING GLASS DOOR STORAGE UNIT</b>	<p>Providing and placing Metal storage unit with sliding glass door having Overall Dimensions 900mm(W)x450mm(D)x1830mm(H). The top shall be Metal top (1 mm add in unit height) .The Rigid Knock Down Construction , Back , Sides and Door shall be made from 0.7 mm high yield strength CRCA ,rest in 0.8 mm CRCA . CRCA - 'D' Grade as per IS-513 . Sliding door arrangement shall have sliding door wth top hanging arrangement to prevent derailment . Each door shall be provided with 2 plastic roller having steel ball bearing for smooth movement of door &amp; less noise .Sliding Glass Door Storage unit shall have glass door for visibility of the content . Locking shall be 5 lever cam lock for safe locking . Handle shall be plastic flush &amp; recessed handle . Shelving shall have Height wise adjustable shelf mounting . Uniformly Distributed Load Capacity of the shelf is 40 Kg maximum . Sliding Glass Door Storage shall have 4 no. of adjustable full shelves . Accessories optional shall be cradle with pipes for hanging instadexfiles . Leveler shall be screw type leveler with hex plastic base and overall finish shall be epoxy polyester coated to the thickness of 50 microns . For Sliding Glass Door Storage A4 size box file can be stored vertically on four shelves and clear space above fifth shelf is 220 mm .</p>	117			
		<b>TOTAL</b>				